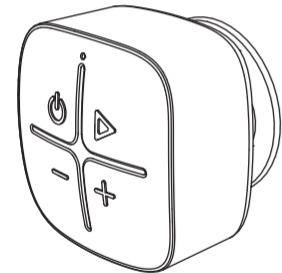


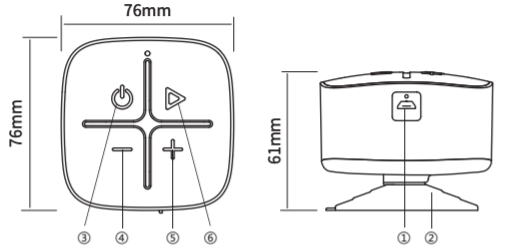
浴室防水音箱

使用说明书



使用前请仔细阅读说明书，并严格按说明书要求使用，阅读后请妥善保管，以备日后查阅

产品描述



- ① USB(DC 5V接口) ④ — (VOL - 音量减键)
 ② △ (吸盘) ⑤ + (VOL+ 音量加键)
 ③ ⏻ (POWER 开/关按键) ⑥ ▶ (PLAY 为播放与暂停键)

*可吸附在玻璃、瓷砖、镜子、手机等光滑表面。

产品规格

- 产品型号: MZ-513
- 额定功率: 5W
- 频率响应: 20Hz-20KHz
- 蓝牙版本: Bluetooth 5.0
- 无线距离: 15m Max
- 电池容量: 650mAh
- 蓝牙名称: A SPEAKER03
- 电源供应: DC 3.7V
- 播放时间: 10小时(默认音量为60%)
- 防水等级: IP65
- 产品净重: 134g(含电池)
- 产品尺寸: 76×76×61mm

包装清单

音箱 X1 说明书 X1 USB线 X1

注意事项

1. 请使用5V的适配器充电。
2. 请勿严重撞击产品，避免损坏产品。
3. 产品外置锂电池，请避开直射光线或发热器具。
4. 请勿自行拆卸、修理、改造产品。
5. 请勿靠近磁场、电场。

操作说明

按键	说明
	长按2秒: 开/关机
	单按: 暂停/播放 接/打电话 长按2秒: 开启/退出蓝牙配对状态
	单按: 下一曲 长按: 音量加
	单按: 上一曲 长按: 音量减

指示灯	说明
蓝色	等待连接为快闪，连接成功为长亮，播放为慢闪，暂停为长亮，回联与配对为快闪
红色	充电时长亮，充满时灭

*蓝牙状态开机自动回联，无连接10分钟关机

常见问题解决方法

故障描述	解决方法
多次连接配对不成功	1.检查产品是否处于搜索状态，或重新开机。 2.周边蓝牙设备太多，造成搜索困难，关闭其他蓝牙设备。
声音小或失真	1.检测蓝牙设备音量，调节其音量至合适位置。 2.电池电压低请充电。
音乐出现断音	1.是否超出音响有效连接距离，或音箱与蓝牙设备有障碍物。
蓝牙状态指示灯不亮	1.标识电池电量不足，请充满再试。 2.周边蓝牙设备太多，造成搜索困难，关闭其他蓝牙设备。 3.检查产品是否处于搜索状态，或重新开机。

温馨提示:

为有利于延长音箱使用寿命和您的身心健康，请不要在长时间大音量的环境下听音，以免损害您的听力。

保修卡

产品型号	购买日期
经销商	用户姓名
联系电话	电子邮件
用户地址	

保修记录

用户姓名	故障描述	维修日期	维修人员签字



关注民展科技公众号

深圳市民展科技开发有限公司

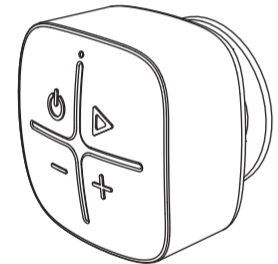
Shenzhen Innosystem Technology Ltd.

地址: 深圳市南山区科技园深圳软件园一期3栋2楼

电话: 0755-26995855 网址: www.innosystemtech.com

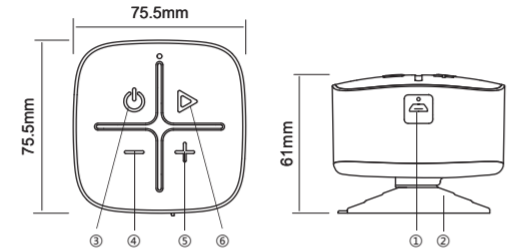
BATHROOM WATERPROOF SPEAKER

USER'S MANUAL



Please read the manual carefully before use and use it in strict accordance with the requirements of the manual. After reading, please keep it properly for future reference.

Product description



- ① USB(DC 5V interface)
- ② △(Sucker)
- ③ ⏻(POWER On/off button)
- ④ ←(VOL - Volume down key)
- ⑤ ⏩ (VOL+ Volume up key)
- ⑥ ▶(PLAY is play and pause button)

* Can be adsorbed on smooth surfaces such as glass, tiles, mirrors, mobile phones, etc.

Product specification

Model: MZ-513
 Rated power: 5W
 Power supply: DC 3.7V
 Version: Bluetooth 5.0
 IP Rating: IP65
 Bluetooth name: A SPEAKER03
 Frequency response: 20Hz-20KHz
 Playback time: 60% volume for 10 hours
 Wireless distance: 15m Max
 Net weight: 134g(including battery)
 Battery capacity: 650mAh
 Size: 76×76×61mm

Packing list

Speaker x1 Instruction x1 USB cable x1

Precautions

1. Please use 5V adapter for charging.
2. Do not hit the product severely to avoid damaging the product.
3. The product has an external lithium battery, please avoid direct light or heating appliances.
4. Please do not disassemble, repair or modify the product by yourself.
5. Do not get close to magnetic fields and electric fields.

Operating instructions

Key	Explanation
⏻	Long press for 2 seconds: on/off
▶	Single press: pause / play answer/call Long press for 2 seconds: turn Bluetooth pairing on/off
⏩	Single press: next long Press: volume plus
←	Single press: last long Press: volume reduction

Indicator light	Explanation
Blue	Wait for the connection to flash, connect successfully to long light, play to slow flash, pause to long light, connect back and match to flash.
Red	Charging time is always on and off when fully charged.

*Bluetooth status, power on, auto connect back, no connection, 10 minutes off.

Solutions to common problems

Fault description	Solution
Multiple connection pairing failed	1. Check whether the product is in search state or restart. 2. There are too many Bluetooth devices around, which makes it difficult to search. Turn off other Bluetooth devices.
Low or distorted sound	1. Check the volume of Bluetooth device and adjust the volume to a proper position. 2. Please charge if the battery voltage is low.
Music breaks	1. Whether it is beyond the effective connection distance of the audio, or there is an obstacle between the speaker and the Bluetooth device.
Bluetooth status indicator is not on	1. The battery is low. Please fill it up and try again. 2. There are too many Bluetooth devices around, which makes it difficult to search. Turn off other Bluetooth devices. 3. Check whether the product is in search state or restart.

Warranty card

Model	Date of purchase
Distributor	Name
TEL	E-mail
ADD	

Warranty records

Name	Fault description	Repair date	Maintainer

